

Belt ID Chart

Single V-Belts

Classical

Cross Section	W	T
A, AX, AK	1/2"	5/16"
B, BX, BK	21/32"	13/32"
C, CX, CK	7/8"	17/32"
D	1 1/4"	3/4"



Classical belts constructed from pre-stretched polyester cord (A, B, C, D). "X" designates molded cogged construction (AX, BX, CX). "K" designates Thunder Classical V-Belts®, heavy-duty belts constructed from aramid tensile cord (AK, BK, CK). For belt part number, use Inside Circumference (IC). To calculate IC, measure Outside Circumference (OC) and subtract the following values: A- subtract 2", B- subtract 3", C- subtract 4", D- subtract 5". For part number on belt over 210" measure OC and subtract the following values: B- subtract 1.5", C- subtract 2", D- subtract 2.5". Example: A30= 1/2" wide, 30" IC (32" OC)

Wedge

Cross Section	W	T
3V, 3VX, 3VK	3/8"	21/64"
5V, 5VX, 5VK	5/8"	35/64"
8V, 8VK	1"	7/8"



Wedge belts constructed from pre-stretched polyester cord (3V, 5V, 8V). "X" designates molded cogged construction (3VX, 5VX). "K" designates Thunder Wedge V-Belts®, heavy-duty belts constructed from aramid tensile cord (3VK, 5VK, 8VK). For belt part number, use OC measurement to the tenth of an inch. Example: 3V425= 3/8" wide, 42.5" OC

Metric

Cross Section	W	T
SPZ, SPZX, XPZ	10mm	8mm
SPA, SPAX, XPA	13mm	10mm
SPB, SPBX, XPB	16mm	13mm
SPC, SPCX, XPC	22mm	18mm



Metric belts constructed from pre-stretched polyester cord (SPZ, SPA, SPB, SPC). "X" designates molded cogged construction (SPZX or XPZ, SPAX or XPA, SPBX or XPB, SPCX or XPC). For belt part number, use OC and subtract the following values: Z- subtract 13mm, A- subtract 18mm, B- subtract 22mm, D- subtract 30mm. Example: SPA1600= 13mm wide, 1618mm OC

FHP

Cross Section	W	T
3L	3/8"	7/32"
4L	1/2"	5/16"
5L	21/32"	3/8"



Fractional Horsepower (FHP) belts constructed from pre-stretched polyester cord (3L, 4L, 5L). For belt part number, use OC measurement to the tenth of an inch. Example: 4L400= 1/2" wide, 40.0" OC

Banded V-Belts

Classical



Classical V-Belts bound together with a fabric tie band. For belt part number, indicate the number of ribs and Classical V-Belt part number. Example: 4/C225= 4 rib C225

Wedge



Wedge or Thunder Wedge V-Belts bound together with a fabric tie band. For belt part number, indicate number of ribs and Wedge V-Belt part number. Example: 4/8V3150= 4 rib 8V3150

V-Ribbed

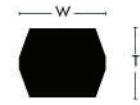


Three parts make up a V-Ribbed Belt part number: OC measurement to the tenth of an inch, belt cross section letter, and number of ribs. Example: 360J6= 36.0" OC, J-section, 6 ribs wide

Double Sided V-Belts

Double Sided

Cross Section	W	T
AA	1/2"	13/32"
BB	21/32"	17/32"
CC	7/8"	11/16"

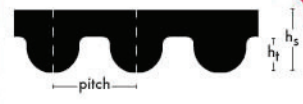


Double Sided V-Belts, known as hexagonal belts, are constructed from pre-stretched polyester cord (AA, BB, CC). For belt part number, use OC and subtract the following values: AA- subtract 3.3", BB- subtract 4.7", CC- subtract 6.2". Example: AA55= 1/2" wide, 58.3" OC

Timing Belts

HTD-Type

	pitch	h _s	h _t
2M	2mm	1.36mm	0.75mm
3M	3mm	2.4mm	1.22mm
5M	5mm	3.8mm	2.08mm
8M	8mm	6.0mm	3.38mm
14M	14mm	10.0mm	6.02mm
20M	20mm	13.2mm	8.38mm



For belt part number, use OC measurement, pitch and width (mm). Example: 2000-8M-50= 2000mm long, 8mm pitch, 50mm wide

Trapezoidal

	pitch	h _s	h _t
MXL	0.080"	0.045"	0.020"
XL	0.200"	0.090"	0.050"
L	0.375"	0.140"	0.075"
H	0.500"	0.160"	0.090"
XH	0.875"	0.440"	0.250"
XXH	1.250"	0.620"	0.375"



For belt part number, use OC measurement to the tenth of an inch, pitch and width. Example: 400-H-100= 40.0" long, H pitch, 1.00" wide

T-Series

	pitch	h _s	h _t
2.5	2.5mm	1.3mm	0.7mm
5	5mm	2.2mm	1.2mm
10	10mm	4.5mm	2.5mm
20	20mm	8.0mm	5.0mm



For belt part number, measure width, pitch and length (mm). Example: 50-T10-1000= 50mm wide, 10mm pitch, 1000mm long


AT-Series

	pitch	h _s	h _t
5	5mm	2.7mm	1.2mm
10	10mm	5.0mm	2.5mm
20	20mm	8.0mm	5.0mm



For belt part number, measure width, pitch and length (mm). Example: 50-AT10-1000= 50mm wide, 10mm pitch, 1000mm long

Dual Sided



For Dual Sided Timing Belt part number, indicate the timing belt and note a "D" at the beginning of the part number.
Dual Sided Timing Belt Examples:
HTD: D2000-8M-50= Dual Sided 2000-8M-50
Trapezoidal: D400-H-100= Dual Sided 400-H-100
T-Series: D50-T10-1000= Dual Sided 50-T10-1000

Open End



Three parts make up an Open End Timing Belt order, "L" (Long Length), belt part number (tooth profile and width) and roll length.
Open End Timing Belt Examples:
HTD: L18M.20.100M= 8M, 20mm wide, 100 Meters long
Trapezoidal: LH.050.300H= H, 0.50" wide, 300 Feet long
T-Series: LLT10.20.50M= T10, 20mm wide, 50 Meters long
AT-Series: LLAT10.25.50M= AT10, 25mm wide, 50 Meters long

BESTORQ®

ph: 877.773.9966 • fax: 877.329.8416 • bestorq.com